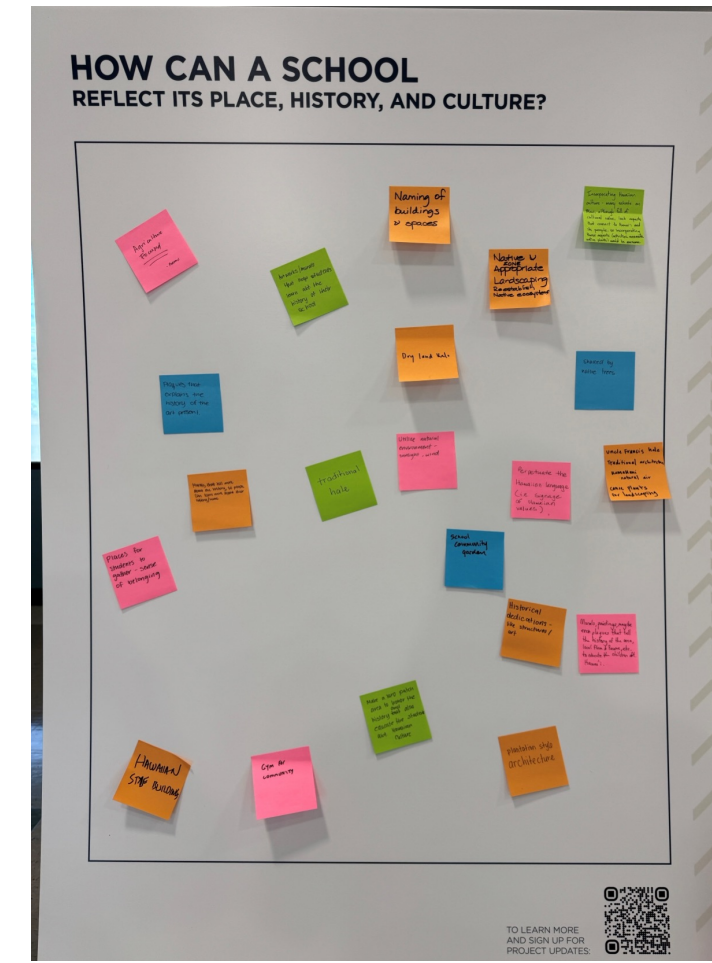



Open House Summary




CULTURAL CONNECTIONS



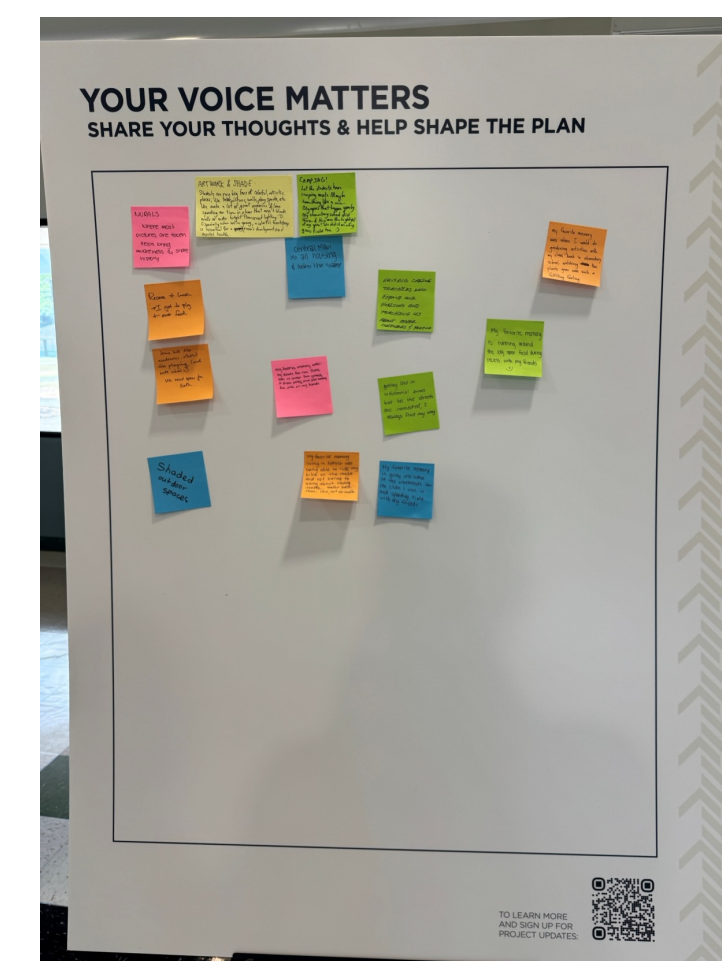
CAMPUS VISION



IDEAS & POSSIBILITIES



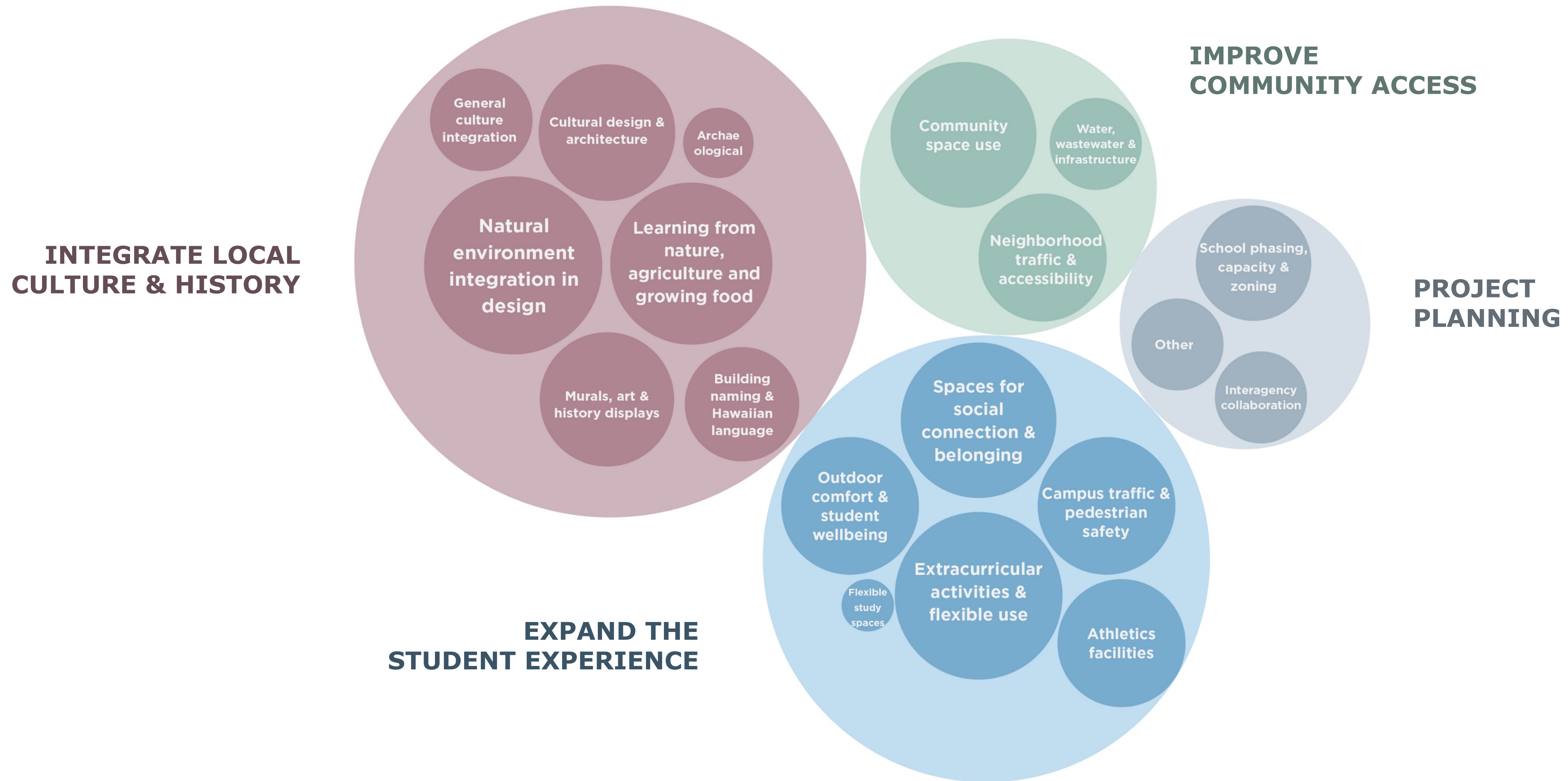
TALK STORY



Key Themes



Key Themes



Feedback Comments Summary by Theme

INTEGRATE LOCAL CULTURE AND HISTORY

Natural environment integration in design

- Reestablish the native ecosystem; Native plants / trees and shade trees
- Greenery to make the campus feel welcoming
- Utilize natural environment, sunlight, wind
- Interface with the stream corridor and county park
- Look at migration for birds and bats

Learning from nature, agriculture, and growing food

- Interface with adjacent agricultural areas; farming or agricultural focus / program
- School gardening activities, learning to grow food, and using it for lunch
- Farmers' market on weekends
- A little area that keeps animals so students can learn about them/take care of them
- Dry land Kalo
- Make a taro patch area to honor the history and educate students about Hawaiian culture

Cultural design & architecture

- Hawaiian-style buildings, traditional hale, plantation-style architecture
- Uncle Francis Hale, traditional architecture, Kamakani natural air, Caone plants for landscaping
- Move the Halau between the cafeteria and library to create the PIKO (center) of campus
- Central Maui is all housing and looks the same; I get lost in residential areas.

Murals, art & history displays

- Prioritize cultural education at the facility (culture/history of the place)
- Murals and art that teach the history of the school and community
- Colorful, artistic spaces that enhance student experience & well-being
- Plaques explaining the art, local history, flora, and fauna

Building naming & Hawaiian language

- Naming of buildings & spaces
- How can we make sure the new school name is place-based?
- Perpetuate the Hawaiian language (i.e. signage of Hawaiian values)
- Historical dedications through structures or art

Archaeological inventory

- Given the project's proximity to culturally and archaeologically sensitive areas, ensure a proactive approach to protecting potential iwi kupuna. Hope that any finds can be reinterred appropriately within or adjacent to the property.

General culture integration

- Prioritize cultural education at this facility (cultural-based education, culture/history of this place, sense of belonging)
- Questions about integrating cultural curriculum

Feedback Comments Summary by Theme

EXPAND THE STUDENT EXPERIENCE

Spaces for social connection & belonging

- Places for students to gather - sense of belonging
- Open areas that can serve a variety of events and activities
- Favorite school memories involve spaces to play, friends and teachers, e.g.:
 - My school's fun run. There was so much fun games, a pizza party, and just having fun with all my friends
 - Some kids like academics, others like playing (and hate school :)). We need spaces for both.
 - Having caring teachers who expand our horizons and teach us about other cultures & people
- Mentorship opportunities across schools

Extracurricular activities & flexible use

- Multiple comments referred to the use of the school after school and on weekends for: school projects, after school programs, community service projects (e.g. food distribution), sports (e.g. pony league baseball), clubs, and spending time with friends
- "rent" the cafeteria and gym on weekends for dance rehearsals, sports practice, theater, extracurricular activities etc.
- Let the students have camping events or a mini Olympics that happens yearly
- Game room
- Quiet study areas that are open before & after school

Outdoor comfort & student wellbeing

- Area in/out of classrooms, under the shade, where you can feel some privacy, safety, and comfort [...] These spaces should be directly accessible without having to go outside in the sun and walk too far.
- A place for physical activity to ensure good health & give students a place to move & stay active
- Outdoor areas where students can sit, but also work /study/play games. Provide tables along with benches.
- Covered outdoor eating spaces [...]. Something like a pergola, gazebo, pavilion, etc.
- Greenery to make the campus feel more welcoming
Grass, so when it's windy, the dirt doesn't make it dusty.
- Necessities: Bathrooms that are clean and accessible
- Calm areas where students can chill, like libraries

Campus traffic & pedestrian safety

- Good traffic flow for cars and buses
- Consider making the bus drop-off smaller
- Separate bus drop-off areas
- Priority carpool drop-off/pickup lanes
- LARGE walkways for heavy traffic flow, people/golf carts
- The cafeteria should be visible from the drop-off area

Athletics facilities

- Multiple mentions of GYM!
- Football, soccer, baseball fields
- Elementary school playcourt
- Lighting for field
- Green belt w/ trees around "Main Field" for weekend sports events. Viewers can have shade to sit & observe.
- My favorite memory is running around the big open field during recess with my friends. :)

Flexible study and project spaces

- Quiet study areas that are open before & after school
- Open library for study & research, Flexible lab space for experiments, Workshop
- Quiet study areas that are open before & after school

Feedback Comments Summary by Theme

IMPROVE COMMUNITY ACCESS

Community space use

- *Gym for community*
- *Use the school as home base for community service projects e.g. food distribution*
- *Farmers market on weekends*
- *School community garden*
- *Is there a way to keep school secure while giving access for community use? What are costs to keep site partially open during non-school hours?*
- *Is there land to build a separate community center? Don't want a vacant site all weekend in the heart of the neighborhood.*
- *If WCA pays for utilities, janitorial, and security, can the community have access?*

Neighborhood traffic & accessibility

- *Concern over traffic impacts overall*
- *The traffic on Waiko and Waiale roads is not good as of now*
- *Safe traffic surrounding so nearby neighborhoods can exit safely onto Waiale Rd.*
- *Walkable community, safe for students to come & leave school*
- *My favorite memory living in Kahului was being able to ride my bike on the roads and not having to worry about heavy traffic. Safer back then. Now, not so safe.*

Water, wastewater & infrastructure

- *The amount of water available for the Ahupua'a as a whole is limited.*
- *Various state and county agencies are also seeking a portion of allocation from the Kahului WWTP's additional 100,000 GPD of wastewater capacity.*

PROJECT PLANNING

School phasing, capacity & zoning

- *The viable size for a middle school is 500 students. What is the proposed construction phasing for this project? How does this project affect the planning and construction timeline for the elementary school?*
- *Having only 300 students in Phase 1 will be challenging. It would be best to be able to provide the electives building in Phase 1.*
- *Elementary with Middle shared is good as long as it is zoned w/ proper security.*
- *When Lahaina people move back to Lahaina from Central Maui, what SFA going to do with the extra capacity?*

Interagency collaboration

- *How do you bring DOE, Dept. of Oihi Resources, Parks Recs, into SFA process early to integrate curriculum to design earlier?*

Other

- *How can Punana Leo be integrated? They need a home?*
- *One story building*